


CONSUMURI PE GESTIUNI / SECTII

Perioada: 01.03.2022-31.03.2022


Data raportarii: 01.04.2022

Sectii/Gestiuni	PRG TBC	TOTAL
Ambulator - Dermatologie	0.0000	0.0000
Ambulator - Medicina Interna	0.0000	0.0000
Ambulator - Neurologie	0.0000	0.0000
Ambulator - Oftamologie	0.0000	0.0000
Ambulator - Ortopedie si Traumatologie	0.0000	0.0000
CABINET TBC	441.8537	441.8537
CARDIOLOGIE	0.0000	0.0000
Chirurgie generala	0.0000	0.0000
CRONICI	0.0000	0.0000
Diabet zaharat, nutritie si boli metabolic	0.0000	0.0000
Medicina Interna	0.0000	0.0000
Neurologie	0.0000	0.0000
Obstetrica si Ginecologie	0.0000	0.0000
Ortopedie si Traumatologie	0.0000	0.0000
Pediatrie	0.0000	0.0000
Urgenta	0.0000	0.0000
TOTAL	441.8537	441.8537

Intocmit de




Verificat de



Pagina 1 din 1

 REPREZENTANT LEGAL,
 Ec. MIHAESCU MARIUS ALIN



BALANTA DE GESTIUNE CENTRALIZATA

Perioada: 01.03.2022-31.03.2022

Data raportarii: 01.04.2022

Cod	Denumire	UM/Concentratie/DCI	Pret	Stoc initial	Intrari	Iesiri	Val.stoc final	Stoc final
1	ETAMBUTOL ARENA 400 mg/	CAPS./ 400mg/ ETHAMBUTOLUM	0.2180000	2295.0000		60.0000	487.230	2235.0000
2	ETAMBUTOL ATB 400 mg/	COMPR. FILM./ 400mg/ ETHAMBUTOL	0.3815000	230.0000		230.0000	0.000	0.0000
3	IZONIAZIDA ATB 100 mg/	COMPR./ 100mg/ ISONIAZIDUM	0.1327329		1500.0000		199.099	1500.0000
4	IZONIAZIDA ATB 100 mg/	COMPR./ 100mg/ ISONIAZIDUM	0.1228067	2662.0000		647.0000	247.456	2015.0000
	Total IZONIAZIDA ATB 100 mg			2,662.0000	1,500.0000	647.0000	446.5550	3,515.0000
5	PIRAZINAMIDA ATB 500 mg/	COMPR./ 500mg/ PYRAZINAMIDUM	0.4251000	1766.0000		330.0000	610.444	1436.0000
6	PIRAZINAMIDA ATB 500 mg/	COMPR./ 500mg/ PYRAZINAMIDUM	0.5450000		1500.0000		817.500	1500.0000
	Total PIRAZINAMIDA ATB 500 mg			1,766.0000	1,500.0000	330.0000	1,427.9440	2,936.0000
7	SINERDOL 150 mg/	CAPS./ 150mg/ RIFAMPICINUM	0.1962000	2116.0000		409.0000	334.913	1707.0000
8	VITAMINA B6 ZENTIVA 250 mg/	COMPR./ 250mg/ PYRIDOXINUM	0.3695100	85.0000		85.0000	0.000	0.0000
9	VITAMINA B6 ZENTIVA 250 mg/	COMPR./ 250mg/ PYRIDOXINUM	0.3706000		500.0000	26.0000	175.664	474.0000
	Total VITAMINA B6 ZENTIVA 250 mg			85.0000	500.0000	111.0000	175.6640	474.0000
	Total val. gen.			2,112.26	1,201.90	441.85	2,872.31	

Pagina 1 din 1

Intocmit de
Brasovan Catalina

Verificat de

Farmacist Sef



BALANTA DE GESTIUNE CENTRALIZATA

-continuare de pe pagina precedenta-

Perioada: 01.03.2022-31.03.2022

Data raportarii: 01.04.2022

Cod	Denumire	UM/Concentratie/DCI	Pret	Stoc initial	Intrari	Iesiri	Val.stoc final	Stoc final
225	VITAMINA B6 ZENTIVA 50 mg/2ml/	SOL. INJ./ 50mg/2ml/ PYRIDOXINUM	3.4008000		700.0000	77.0000	2.118.698	623.0000
226	VITAMINA B6 ZENTIVA 50 mg/2ml/	SOL. INJ./ 50mg/2ml/ PYRIDOXINUM	1.5587000	496.0000		496.0000	0.000	0.0000
	Total VITAMINA B6 ZENTIVA 50 mg/2ml			496.0000	700.0000	573.0000	2,118.6980	623.0000
227	VIVACE 5 mg/	COMPR./ 5 mg/ RAMIPRILUM	0.1417000	143.0000		37.0000	15.020	106.0000
228	XILINA 10 mg/ml (C01BB01)/	SOL. INJ./ 10 mg/ml/ LIDOCAINUM	2.0492000	362.0000		78.0000	581.973	284.0000
229	XILINA 10 mg/ml (C01BB01)/	SOL. INJ./ 10 mg/ml/ LIDOCAINUM	2.5288000		100.0000		252.880	100.0000
	Total XILINA 10 mg/ml (C01BB01)			362.0000	100.0000	78.0000	834.8530	384.0000
230	ZINNAT 500 mg/	COMPR. FILM./ 500mg/ CEFUROXIMUM	2.3435000	155.0000		9.0000	342.151	146.0000
231	ZINNAT 500 mg/	COMPR. FILM./ 500mg/ CEFUROXIMUM	2.2127000	200.0000			442.540	200.0000
	Total ZINNAT 500 mg			355.0000	0.0000	9.0000	784.6910	346.0000
	Total val. gen.			53,047.65	42,184.71	27,193.86	68,038.49	

Pagina 10 din 10

Intocmit de
Brasovan Catalina

Verificat de

Farmacist Sef

